



















Instructions: Please refer to the table below to determine subject’s required follow-up visits and patient exit classification for Roll-on vs Randomized Subjects.

Patient Follow Up – Roll-in Subjects

	Screening	Procedure / Pre-Discharge	7 Days	45 Days	6 Months	12 Month	18 Months	2-5 Years
Implanted Patients (CLAAS)								
Attempted Patients (LAAO Access Sheath introduced but no device implanted)							 Study Exit	
Patients who Screen Fail on procedural TEE (no device implant attempted)		 Study Exit						
Patients who only complete Screening (no procedural TEE)	 Study Exit							

- Clinic Visit
- Hospital Visit
- Imaging/
Telehealth Visit
- Telehealth Visit

Patient Follow Up – Randomized Subjects

	Screening	Procedure / Pre-Discharge	7 Days	45 Days	6 Months	12 Month	18 Months	2-5 Years
Implanted Patients (CLAAS or Control)								
Attempted Patients (LAAO Access Sheath introduced but no device implanted)								Study Exit
Randomized Patients (do not meet I/E criteria prior to device implant)								Study Exit
Patients who only complete Screening (not randomized)								

Note: If a subject is screened on the table and no longer meets Eligibility Criteria during the Procedural TEE, the subject should be exited immediately and no further follow-up visits are required.